

# 2023 FINANCIAL REPORT

CHECKED BY CENTRAL'S INTERNAL FINANCIAL REVIEW TEAM

## REVENUE

	2023 ACTUAL	2023 BUDGET
General Giving	\$ 2,477,065	\$ 2,619,643
Rental Income	\$ 24,410	\$ 25,500
Ministry Income	\$ 74,598	\$ 38,000
Harrison Support*	\$ 65,000	\$ 50,000
Misc Income (Backpacks of Hope)	\$ 4,832	\$ 2,500
<b>Total Revenue</b>	<b>\$ 2,645,905</b>	<b>\$ 2,735,643</b>

## EXPENSES (with applicable staffing included in each ministry)

Administration	\$ 380,700	\$ 362,082
Campus Community (Central-Wide Ministry)	\$ 360,102	\$ 369,470
Children's Ministry	\$ 190,073	\$ 202,704
Student Ministries	\$ 209,259	\$ 237,701
Family Equipping / Men's / Women's / Young Adults	\$ 141,233	\$ 144,173
Worship / Media Arts Ministries	\$ 232,083	\$ 257,963
Mission & Outreach Partners (Local & Global)	\$ 65,027	\$ 82,650
General Staff & Support	\$ 525,330	\$ 555,500
Facilities (Chilliwack, Lake Errock, Harrison)	\$ 526,273	\$ 523,400
<b>Total Expense</b>	<b>\$ 2,631,073</b>	<b>\$ 2,735,643</b>



\* Harrison Support - Ministry support from Northview Community Church to support the first 3 years of ministry in Harrison. Ends December 2023.

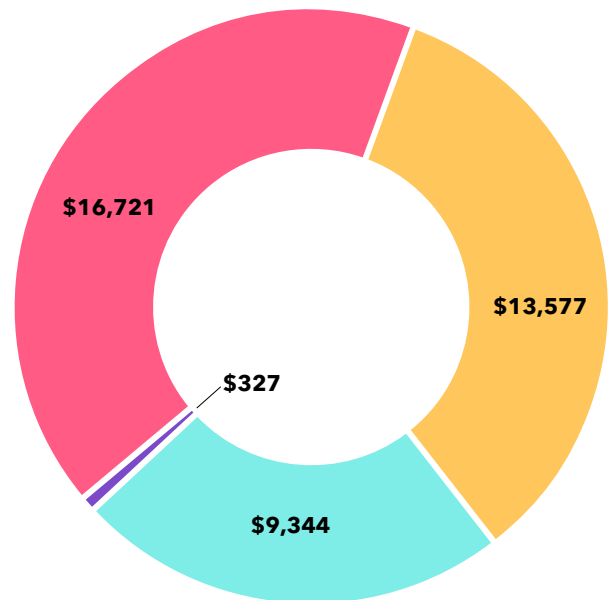
# 2023 BENEVOLENT REPORT

## ACCOUNT

	OPENING 2023	2023
Opening Balance	\$ 20,812	
Interest		\$ 320
Income		\$ 72,630
Expense		\$ (39,969)
<b>Ending 2023 Balance</b>		<b>\$ 53,792</b>

## BENEVOLENT EXPENSES

Practical Needs	\$ 13,577
Community Support	\$ 16,721
Relational Support	\$ 9,344
Kw'iyeqel Outreach	\$ 327
<b>Total Expense</b>	<b>\$ 39,969</b>



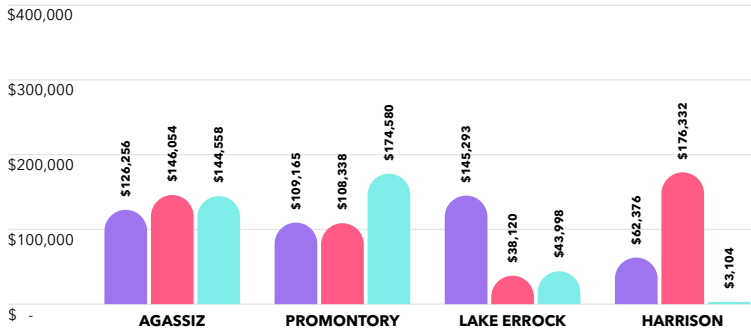
# 2024 MINISTRY BUDGET

ALL CAMPUSES REVENUE	2024 BUDGET	2023 BUDGET	2022 BUDGET	2021 BUDGET	2020 BUDGET
Rental Income	\$ 26,700	\$ 18,000	\$ 7,500	\$ -	\$ 11,500
Ministry Income	\$ 39,350	\$ 98,000	\$ 102,400	\$ -	\$ 88,295
General Giving	\$ 2,748,170	\$ 2,619,643	\$ 2,287,379	\$ 2,037,178	\$ 2,177,138
<b>Total Revenue</b>	<b>\$ 2,814,220</b>	<b>\$ 2,735,643</b>	<b>\$ 2,397,279</b>	<b>\$ 2,037,178</b>	<b>\$ 2,276,933</b>
<b>ALL CAMPUSES EXPENSES</b> (with applicable staffing included in each ministry)					
Administration	\$ 433,156	\$ 362,082	\$ 351,825	\$ 296,515	\$ 316,663
Campus Community (Central-Wide Ministry)	\$ 438,265	\$ 369,470	\$ 414,712	\$ 324,969	\$ 378,559
Children's Ministry	\$ 181,320	\$ 202,704	\$ 176,662	\$ 67,068	\$ 217,371
Student Ministry	\$ 219,885	\$ 237,701	\$ 209,217	\$ 130,155	\$ 178,512
Family Equipping / Men's / Women's / Young Adults	\$ 147,230	\$ 144,173	\$ -	\$ -	\$ -
Women's Ministry	\$ -	\$ -	\$ 47,793	\$ 34,017	\$ 40,308
Worship / Media Arts Ministries	\$ 291,640	\$ 257,963	\$ 262,627	\$ 192,879	\$ 161,066
Mission & Outreach Partners (Local & Global)	\$ 79,464	\$ 82,650	\$ 84,600	\$ 79,200	\$ 176,475
General Staff & Support	\$ 534,460	\$ 555,500	\$ 447,893	\$ 436,775	\$ 409,700
Facilities (Chilliwack, Harrison, Lake Errock)	\$ 488,800	\$ 523,400	\$ 401,950	\$ 450,600	\$ 373,280
Reserve	\$ -	\$ -	\$ -	\$ 25,000	\$ 25,000
<b>Total Expense</b>	<b>\$ 2,814,220</b>	<b>\$ 2,735,643</b>	<b>\$ 2,397,279</b>	<b>\$ 2,037,178</b>	<b>\$ 2,276,933</b>
<b>2024 CAPITAL PROJECTS</b>					
Chilliwack Campus	\$ 115,000				
Lake Errock Campus	\$ 5,000				
Harrison Campus	\$ 10,000				
Harrison Rental House	\$ 5,000				
Capital Equipment	\$ 15,000				
<b>Total Budget With Capital Projects</b>	<b>\$ 2,964,220</b>				

# CENTRAL'S CAMPUS PLANT INVESTMENTS

CAMPUS PLANT BUDGETS VS MINISTRY EXPENSES\* 2021-2024

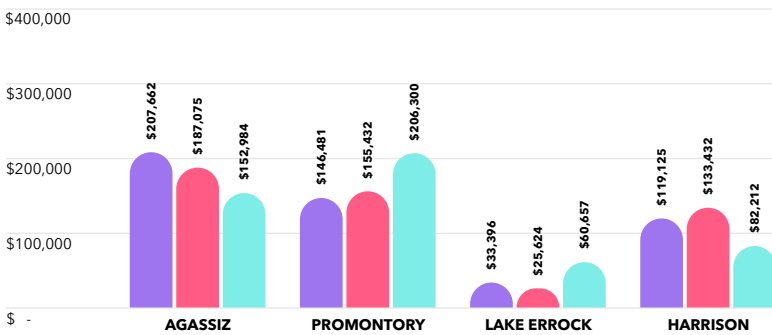
## 2021 CAMPUS PLANT BUDGETS VS MINISTRY EXPENSES



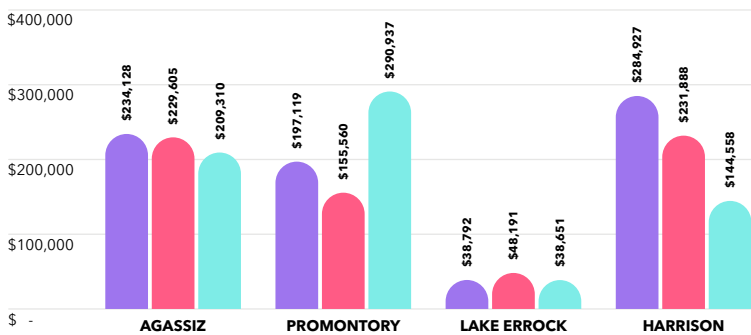
\* Much of the campus ministry & admin costs are carried by Central as a whole; only a portion is reflected in the campus "ministry expenses" figures on the left.

- BUDGET
- MINISTRY EXPENSES
- GIVING

## 2022 CAMPUS PLANT BUDGETS VS MINISTRY EXPENSES



## 2023 CAMPUS PLANT BUDGETS VS MINISTRY EXPENSES



## 2024 CAMPUS PLANT BUDGETS

